



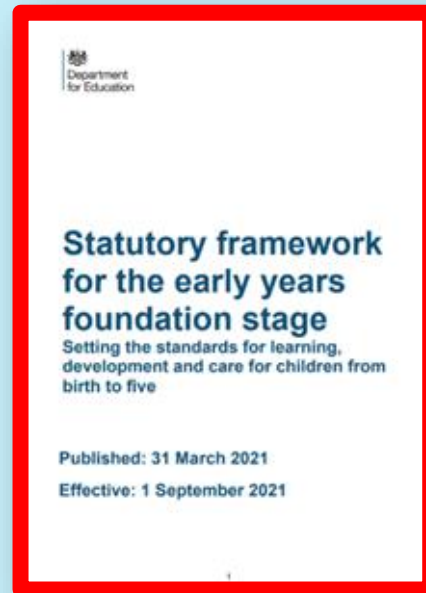
Welcome To
The Holy Family
Nursery and Reception Class
Transition Meeting

Aims:

To give you an overview of:

- **Statutory framework**/Non-statutory curriculum guidance for all children under 5
- Our school's curriculum
- Our routines
- Working together
- Supporting your child at home

On school website




Meet the Nursery team:




Ms Tinsley
Class Teacher
Wednesday-
Friday



Mrs Lovell
Class Teacher
Monday-
Wednesday



Mrs Linnane
Head teacher



Mrs Michael
Early Years Practitioner

Meet the Reception team:



Ms Kies
Class Teacher



Mrs Digiulio
Higher Level
Teaching Assistant



Mrs Linnane
Head teacher



Mrs Lawrence
Early Years
Practitioner

Why is transition so important for your child?

Transition: A process not an event



Each child is different and some may take a little longer to settle

Our transition processes are based on the best interests and needs of your child



We will work with you to help your child to settle and be confident in their new surroundings

Getting to know you and your child:



We will do this by:

- Home visits (if your child is moving from a different setting)
- Welcome morning – 9th July
- Information gathered from you and the previous setting/teacher
- Transition for each child carefully planned with you and the class teacher
- ‘All About Me’ books – to be completed at home and returned in September
- Opportunities to ask questions and share concerns

Your child:

INTERESTS

Tell us what your child enjoys doing by writing it on a post-it (*make sure you include their name and stick it on the white card*)



AMBITIONS

Think about what you want for your child when they start school and write it on a post-it (*make sure you include their name and stick it on the white card*)



What will my child be learning?

Nursery focus



**Prime
Areas of
Learning**

Personal, Social
and Emotional

Communication
and Language

Physical
Development

**Specific
Areas of
Learning**

Literacy

Mathematics

Understanding
the World

Expressive Arts
and Design

Reception focus



How does my child learn?

Characteristics of effective teaching and learning

Three characteristics of effective teaching and learning are:

Playing and exploring - children investigate and experience things, and 'have a go'

Active learning - children concentrate and keep on trying if they encounter difficulties, and enjoy achievements

Creating and thinking critically - children have and develop their own ideas, make links between ideas, and develop strategies for doing things



How will my child learn?



Phonics

a method of teaching to read by linking individual sounds with letters

- Phonics - one of the most effective ways to learn to read.
- Children are taught to read and spell each of the sounds.
- breaking down words into sounds.
- putting the sounds back together to read the whole word.
- The sounds are taught in 'phases' from easiest to hardest.
- Phonics meeting planned at the start of the year.

Grapheme mat						Phases 2 and 3		
S s ss	t tt	p pp	n nn	m mm	d dd	g gg	c ck cc	r rr
h	b bb	f ff	l ll	j	v vv	w	x	y
z zz	qu	ch	sh	th	ng	nk		
a	e	i	o	u				
ai	ee	igh	oa	oo	oo	ar		
or	ur	er	ow	oi	ear	air		



Phonics

Reading practice books matched to your child's phonics knowledge.
Please, read daily and keep all books in your child's book bag.



Review: After reading

Use your assessment from hearing the children read to choose any GPCs and words that need additional practice.

Read 1: Decoding

- Read pages 2 and 6 and check the children's understanding of **tap**. After each page ask: What is the person using to tap? (*a hammer, sticks*) Ask the children to mime the actions.
- Point to the word **pan** on page 3. Ask the children to sound out the letters in the word, then blend. (/p/a/n – **pan**) Repeat for the words on page 12. If the children cannot work out what the word is, say the sounds, and then say the word. Tell the children to repeat after you.
- Look at the "I spy sounds" pages (14–15). Point to the table, and say "table", emphasising the /t/ sound. Ask the children to find other items in the picture that start with the /t/ sound. (e.g. *tap, tree, treasure, tiger, toes, tent, teddy, tractor, turtle, tacos, trainers*)

Read 2: Prosody

- Read pages 6 and 7 using different tones.
 - Encourage the children to read page 6 in an instructional or teacherly voice.
 - Move on to the sounds of **tap tap** in the picture on page 7. Can they read the words and make them sound like the sticks hitting the pan?

Read 3: Comprehension

- Discuss any musical instruments the children can play, and what they have to do to play different notes.
- Read page 8. Ask: What is tipping? (*the pans at the top*)
- Talk about the steel pan, and whether they have heard one being played. Ask the children: What other instruments is it similar to? (*percussion instruments, e.g. drums, cymbals*)



Other learning activities

- Topics – topic celebrations
- Weekly lessons: PE, RE, Oracy, LOtC
- After Easter - Reception in whole-school assemblies.
- Behaviour curriculum
- Enrichment mornings
- Celebrations, liturgical year
- Special weeks/days – Science Week, World Book Day, etc.
- Open doors: opportunities to get involved – visit us to share stories, experiences, cultures...



OPAL- Outdoor Play and Learning



Before you throw unwanted items away, we always need

- Used cream containers and any interesting containers with screw on lids – fine motor skills.
- Used sprayer bottles.
- Wooden chopping boards to convert into chalk boards.
- Used kitchen utensils/saucepans, crockery.
- Unwanted note-books, diaries
- Unwanted sunglasses, necklaces, bangles, hats for dressing up.
- Screws, nuts and bolts, springs, padlocks – for lose parts play.
- Gift boxes, gift bags, ribbons for junk modelling.
- Some recycled materials for junk modelling.

We support learning at home in a variety of different ways:

Look out for:

- Home learning suggestions (Reception):
- Google Classroom,
- Numbots,
- Reading folders.
- **Tapestry – please, leave a comment/like!**



How we communicate with you:

- Daily chats at drop off and pick up time (**brief and important matters – wellbeing**)
- Parent consultation meetings
- Newsletters
- Social Media – Facebook
- Email (*nursery@holyfamily.herts.sch.uk* and *reception@holyfamily.herts.sch.uk*) – learning, non-urgent matters – email box not monitored during school hours. **Absences, illness, urgent matters – school office - *admin@holyfamily.herts.sch.uk***
- School Website
- Tapestry – observations from outside school are welcome
- Topic celebrations
- **Children will be tired so don't expect too much communication as soon as school finishes.**

How can I support my child at home?



Communicate and talk with your child



Enjoy physical activities together



Have fun exploring maths



Read, tell and make up stories together



Support your child to do things by themselves



Encourage your child to talk and play with others

Daily Routines in Nursery:

- **8:40 am** - Arrival and self-registration
- **8:45 am** – Class register
 - Carpet time, daily prayers
 - Phonics, then child initiated activities supported by adults
 - Child Initiated Play
 - Snack Time – counting songs, reflecting on activities
 - Teacher Led activity – group time
- **12:00** – Morning nursery goes home
- 11.30am** - Lunch Time
- 12.45pm** - Activities led by an adult
 - Child initiated activities supported by adults
 - Story
- 3.15pm** - Home

Daily Routines in Reception:

8:40 am - Arrival and self-registration/wellbeing check

8:45 am - Class register, children settle in with an independent activity

Daily prayers

Movement break

9:00 - Carpet time / Lesson input

9:20 Child-initiated learning + Activities/Interventions

Snack Time – rolling snack later on in the year

11:10 - Phonics

12:00 - Lunch Time

12.50 pm – Settling in after lunch, register

Meditation

Movement break

Mathematics/Lesson

Child-initiated learning + Activities/Interventions

Story time

3.15pm - Home

Lunchtime:

Meals:

- 3 week menu
- A vegetarian option
- Please, pre order your child's meal at home (office will provide details.)
- Support to use cutlery and to eat a decent amount
- Talk about the importance of safe eating
- Playtime: Nursery in the Early Years Playground while Reception big playground to start building relationships with older children and enjoy OPAL.

MENU WEEK 1		SERVED W/C:					IFG
		Monday	Tuesday	Wednesday	Thursday	Friday	
MAIN MEAL 	OPTION 1 Cheese & Bean Lasagne	Margherita Pizza & Wedges	Lentil & Stuffing Pastry Roll	BBQ Quorn & Peppers with Rice	Vegetable Nuggets & Chips		
	OPTION 2 Sticky Chinese Chicken & Vegetable Rice	Traditional Creamy Beef Lasagne	Roast Gammon & Gravy	Chicken in a Katsu Curry Sauce with Rice	MSC Approved Fish Fingers & Chips		
VEGGIES 	Carrots & Peas	Broccoli	Roasted Potatoes, Carrots & Parsnips	Peas	Beans		
PASTA 	Cheese Sauce	House Tomato Sauce	Cheese Sauce	House Tomato Sauce	Creamy Pesto		
FILLED ROLLS 	Ham Cheese	Chicken Egg	Ham Cheese	Tuna Mayo Ham Cheese	Egg Cheese		
AVAILABLE EVERY DAY Our crunchy colourful salad & jacket potatoes with cheese, beans, tuna mayo or cheese and beans							
SWEET TREATS 	Blueberry Cookie Bar	Chocolate & Banana Brownie	Strawberry Yoghurt & Strawberry Sauce	Apple & Cocoa Sponge	Raspberry Jelly		
Desserts available every day - a choice of jelly, fruit or yoghurt							
KEY Nutritionist's Choice Vegetarian Vegan Added Wholewheat							

Fruit and milk:

- Snack area
- Eating safely
- Allergies
- Order milk
- Variety of fruit and veg
- Whole, unpeeled fruit
- Water bottles – named
- Water only**



Early Years Foundation Stage nutrition guidance

Guidance for group and school-based
providers and childminders in England

May 2025

Coming to Nursery/Reception:


- We open the gate at 8.40 am. Gates close at 8.45 am when learning starts.
- Bring your child into the Nursery/Reception class through the playground entrance and stop at the rainbow gate.
- After a kiss goodbye we will bring your child into class.
- Brief goodbye: It is better to leave your child promptly even if they are upset, as most children will quickly be engrossed in activities and enjoy their day of learning.
- Late arrivals should enter school through the office.

Collecting your child:

- School finishes at 3:15pm.
- Please collect your child from the playground gate (where you dropped them off).
- Children will only be permitted to go with main carer or an adult that is listed on our records.
- Please inform us or the school office if someone different is collecting your child.

Welcome morning - the 9th July

- Children will come into Nursery and Reception class at 9.15 am **leave their parents** who will go to the lunch hall for teas and coffees.
- The children will play in the classroom with their new friends and teachers.
- The adults will have the opportunity to get to know one another in the school dining room.
- We will then re-unite and spend some time together in the classroom.



Home visits:

- Children who are moving from a different setting will be offered a home visit with the Nursery/Reception team
- Date: Nursery – Wednesday, the 2nd or Thursday the 3rd of September
- Date: Reception – Wednesday, the 2nd of September
- Time: On your slip.
- Chat about your child, ask questions, share information/possible concerns
- A great chance to build bonds and familiarity with your child.

Start date:

All children will be starting together on:

Nursery: Friday 4th September

Reception: Thursday 3rd September



General:

- Please label EVERYTHING!
- Please bring your child's reading book and water bottle in everyday
- Our school uniform policy is on the website
- Library books and reading books change weekly. Book bag with all books in a zip wallet essential!
- School website for further information and photos – including the curriculum letter.
- Voluntary contribution of £10 for the year – cooking, messy play through Arbor
- Please, donate any interesting or useful items: saucepans, pipes, crates...



Preparation for September

- **independence** in self-care:
- dressing and undressing,
- washing hands,
- eating independently using cutlery, peeling fruit, eat a whole piece of fruit, drinking out of a bottle,
- wiping their nose, etc.
- having a responsibility at home (e.g. helping to carry the shopping, tidying up toys, taking the washing down)
- **Please, ensure your child is toilet trained.**
- **Read books about/roleplay starting school** and discuss what is going to happen and how your child might feel, wear school uniform to play school

Preparation for September

- **Walk past the school** and talk about the excitement of starting school.
- **Visit the school website** to discuss pictures of children engaged in happy learning and play.
- Purchase the **school uniform** and allow your child to wear it when roleplaying school.
<https://www.holyfamily.herts.sch.uk/parents--school-uniform.html>
- If your child has not attended a setting before, take them to a **playgroup**, set up some **play dates** or leave them with your family or trusted friends for an hour or so.
- **Prepare** your child for the separation - reassure them that you will always pick them up.
- **Prepare yourself!** You might feel a bit emotional but please, let your child feel you are confident they are going to have a great time and be fine and they will pick up on your emotions.

GETTING READY FOR SCHOOL.



Tick off the following activities over the summer to help you get ready for school



Find out what is going on at your local family centre



Visit some local parks



Join the local library



Explore the local woods



Practise washing your hands with soap, independently



Practise taking your coat off and putting it back on



Play a board game and practise taking turns



Practise your journey to school



Practise putting your uniform on and taking it off



Practise putting your school shoes on and try wearing them for a day



Practise carrying your food on a plate



Learn to sing a number rhyme



Share books with an adult



Share your toys with a friend



Try a variety of fruit prepare this yourself

★ WELL DONE! YOU ARE 'GETTING READY FOR SCHOOL!' ★

Question Time:

No question is a silly question...



Please feel free to ask away!